


INSTRUCTION MANUAL

10" MINI TOWER FAN



MODEL: TH-10D

IMPORTANT SAFETY INSTRUCTIONS

When using electrical appliances, basic safety precautions should always be followed. Please read all instructions before using the product:

When using electrical appliances, basic safety precautions should always be followed including the following:

1. Use fan only as described in this manual. Other use not recommended may cause fire, electric shock or injury.
2. This fan is intended for household use only and not for commercial or industrial use.
3. To protect against electric shock, do not place fan in window, immerse unit, put plug or cord in water or sprat with liquids.
4. Close supervision is necessary when any appliance is used by or near children.
5. Always unplug fan when not in use, when moving fan from one location to another, before putting on or taking off parts and before cleaning.
6. Avoid contacting moving parts.
7. Do not operate in the presence of explosive and/or flammable fumes.
8. Do not place fan or parts near an open flame, cooking or other heating appliance.
9. Do not operate fan with a damaged cord, plug or after the fan malfunctions or has been dropped or damaged in any manner.
10. The use of attachment not recommended by manufacturer may be hazardous.
11. Do not use outdoors.
12. Do not let cord hang over the edge of a table or counter, or let it touch any hot surfaces.
13. To disconnect, grip plug and pull from wall outlet, Never yank cord.
14. Do not hang on mount fan on a wall or ceiling.
15. Do not operate without fan grille properly in place.
16. Always use on a dry level surface.
17. This appliance has a polarized plug (one blade is wider than the other). To reduce the risk of electric shock, this plug is intended to fit in a polarized outlet only one way. If the plug does fit fully in the outlet, reverse the plug. If it still does not fit, contact a qualified electrician. Do not attempt to defeat this safety feature. avoid a hazard.

SAVE THESE INSTRUCTIONS


WARNING


- TO REDUCE THE RISK OF FIRE OR ELECTRICAL SHOCK, DO NOT USE THIS FAN WITH ANY SOLID STATE SPEED CONTROL DEVICE.
- UNPLUG OR DISCONNECT THIS FAN FROM THE POWER SUPPLY BEFORE SERVICING.


OPERATION:

1. fan on Set the a level dry surface.
2. Plug the power cord into a standard AC wall outlet.
3. To adjust the speed speed key to set the desired speed:

OFF = Stop

 = Low

 = Medium

 = High

OSCILLATION:

The oscillation knob is located on the Front of the Switch housing, simply press the knob down to start oscillating, and press the knob up to stop oscillating.



oscillation knob